

AN ROINN OIDEACHAIS  
(Department of Education).

LEAVING CERTIFICATE EXAMINATION, 1954.

ART AND DRAWING.

MECHANICAL DRAWING AND DESIGN  
PASS

SATURDAY, 19th JUNE.—MORNING, 10 TO 12.

INSTRUCTIONS.

- (a) Candidates may take Section I or Section II but *not both*.
- (b) The use of drawing instruments is allowed.
- (c) The number of the question must be distinctly **marked** by the side of the answer.
- (d) Questions marked (\*) have accompanying diagrams.
- (e) Colour **MUST** be used in Section I.

SECTION I.—[100 marks.]

ONE QUESTION ONLY TO BE ATTEMPTED.

1. Draw a design for a Poster or Showcard, 8 inches by 10 inches (vertical), to advertise *one* of the following :—

- (a) "Sweets," or
- (b) "Artists' Colours," or
- (c) "Hosiery."

Simple "one-stroke" lettering may be used to indicate the title or announcement.

Complete in colour as much as possible of the design.

2. Draw a design for the cover of a "Stamp Album." The design is to occupy a rectangle, 8 inches by 10 inches.

Complete in colour as much as possible of the design.

3. Draw a design for a Shopping-bag. The design may be any ornamental shape, 12 inches by 14 inches, outside measurement, and be suitable for either Leathercraft, Embroidery, Stencilling, Patchwork, Tapestry, or Weaving. Scale:  $\frac{1}{2}$  full-size.

Complete in colour as much as possible of the design.

## SECTION II.—[100 marks.]

## THREE QUESTIONS ONLY TO BE ATTEMPTED.

[All questions carry equal marks.]

\*1. Draw the diagram to the dimensions given, and within it draw in suitable proportions the word “*ṬΔΙΣΠΕΔΝΤΑΣ*” in Gaelic letters, or the word “EXHIBITION” in Roman letters.

\*2. The diagram represents an ornamental Buckle. Draw the diagram full-size to the dimensions given.

\*3. The Plan, Front and Side Elevations of a Notice-board are shown on the diagram.

Draw (full-size) a new elevation on X'Y'.

4. Draw a design for a Poster or Showcard to advertise “Gloves,” “Ties,” or “Handbags.” The design is to be rectangular in shape, 4 inches by 6 inches (vertical). Simple “one-stroke” lettering may be used to indicate the title or announcement.


(Colour MAY be used in answering this question.)

5. Draw a design for a repeating border, 2 inches wide, to suit a circular photograph frame of 8 inches diameter. The design may be composed of Celtic, or Floral, or Geometric ornament, and should be suitable for Woodcarving, or Repoussé Metal, or Leathercraft, or Painted Wood, or Inlay. Complete *one* repeat, and show the main lines of the adjacent repeats.

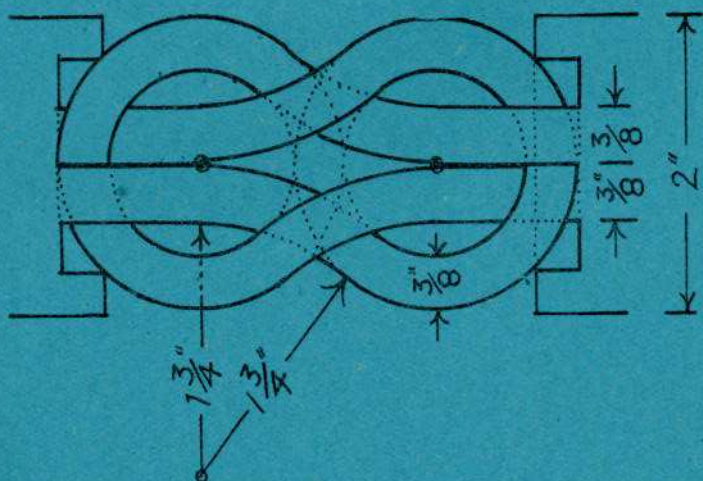
(Colour MAY be used in answering this question.)

ROINN II - PAS

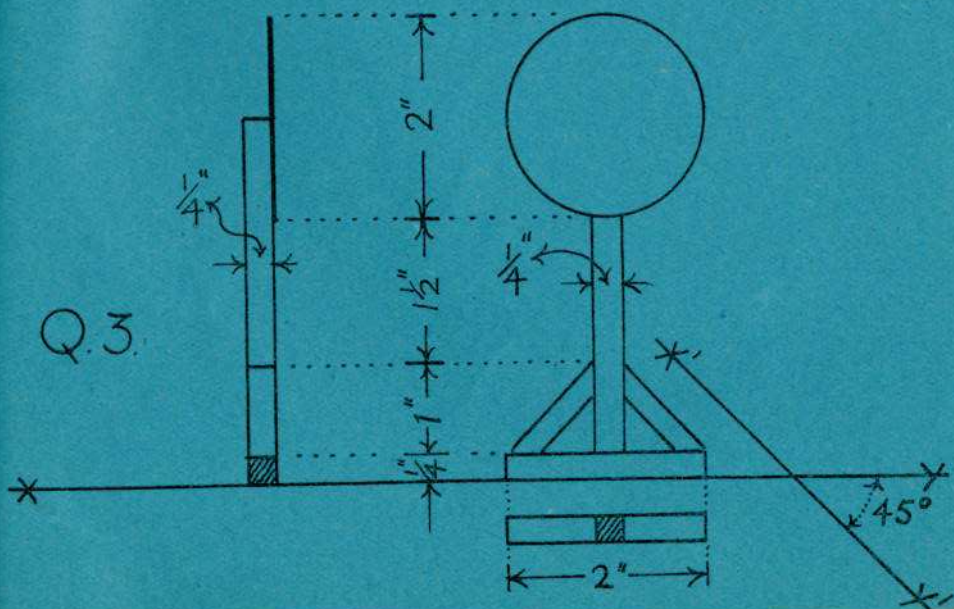
SECTION II - PASS



Q.1.



Q.2.



Q.3.