

AN ROINN OIDEACHAIS  
(Department of Education.)

---

INTERMEDIATE CERTIFICATE EXAMINATION, 1949.

---

MECHANICAL DRAWING AND DESIGN  
(COURSE B).

---

SATURDAY, 18th JUNE.—MORNING, 10 TO 12.

---

**NOTE**—The use of mathematical instruments, protractors, scales, T and set squares, and drawing-boards is allowed.

The number of the question must be distinctly marked by the side of each answer. Both sides of the paper may be used.

Questions marked (\*) have accompanying diagrams.

The number of marks assigned to each question is stated in brackets after the question.

ONLY FOUR questions to be attempted, TWO from SECTION A, and TWO from SECTION B.

---

SECTION A.

Two questions only to be attempted in this Section.

(The work in this Section must be accurate and must be executed with the aid of drawing instruments. All lines used in construction should be clearly shown.)

1. Draw with pencil, pen or brush, in Gaelic letters one inch high, the word "LITHOGRAPHY."

Or,

In Roman letters one inch high the word "LITHOGRAPHY."

[20.]

\* 2. Copy the pattern shown on the diagram to the dimensions indicated.

[20]

\* 3. A perspective drawing is shown of a money-box.

Draw full-size to the dimensions indicated, a plan and elevation.

[20]

SECTION B.

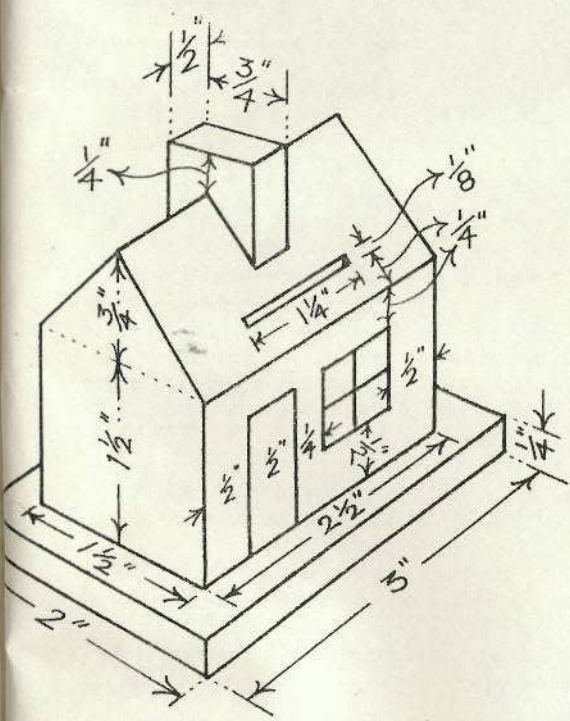
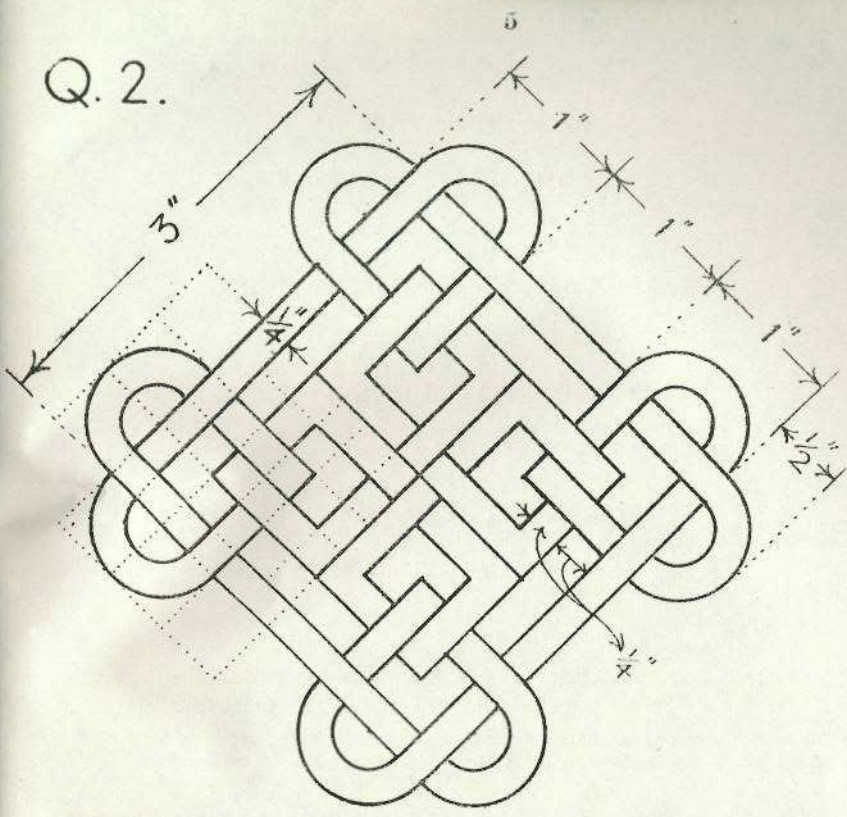
Two questions only to be attempted in this Section.

\* 4. Draw a design to fill the shape shown on the diagram. Any style of ornament may be used, and the design may be completed in colour, or in black and white. [30]

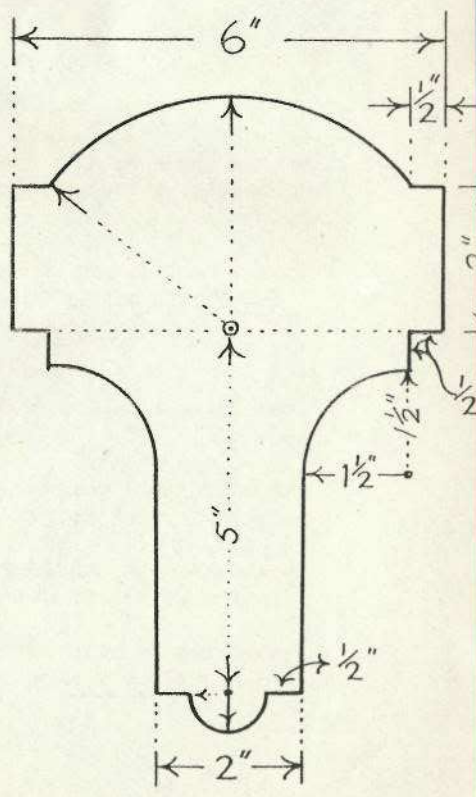
5. Make a design for a circular Table-mat, of 7 inches diameter. The design should be suitable for some definite craftwork. (Colour MAY be used in answering this question.) [30]

6. Draw a design for a repeating Border 3 inches wide. The design may be composed of Celtic, Floral or Geometric Ornament. Complete one repeat and show the main lines of the adjacent repeats. (Colour MAY be used in answering this question.) [30]

Q. 2.



Q. 3.



Q. 4.