

AN ROINN OIDEACHAIS.

(Department of Education).

INTERMEDIATE CERTIFICATE EXAMINATION, 1944.

MECHANICAL DRAWING AND DESIGN

(COURSE A)

WEDNESDAY, 21st JUNE.—MORNING, 10 TO 12 NOON.

INSTRUCTIONS.

- (a) The use of drawing instruments is allowed.
- (b) The number of the question must be distinctly marked by the side of each answer; both sides of the paper may be used.
- (c) The same number of marks is allotted to each question.
- (d) Colour **MUST** be used.
- (e) Questions marked (*) have accompanying diagrams.

ONE QUESTION ONLY TO BE ATTEMPTED.

*Q. 1. Draw a design for the decoration of a Firescreen, of the shape and to the dimensions shown on the diagram. The lay-out of the whole design should be indicated, and at least *half* completed in colour.

*Q. 2. Draw a design for a Strip-poster, 10 inches by 4 inches (horizontal), and using as the principal motif of the design two or more of the objects illustrated on the diagram.

Additional features may be added if considered appropriate.

Simple "One-stroke" lettering may be used to indicate the title or announcement. Complete as much of the design as possible in colour.

Q. 3. Make a design for the seat of a Footstool. The design is to be rectangular in shape, 18 inches by 12 inches, and suitable for either Weaving, Embroidery, Leathercraft, Printed Wood or Patchwork.

Scale: $\frac{1}{2}$ full-size.

Complete as much of the design as possible in colour.

Q. 4. Draw a design for an Easter Greeting Card, not to exceed 5 inches by 4 inches.

The principal motif of the design is to be an Emblem or Device appropriate to the season.

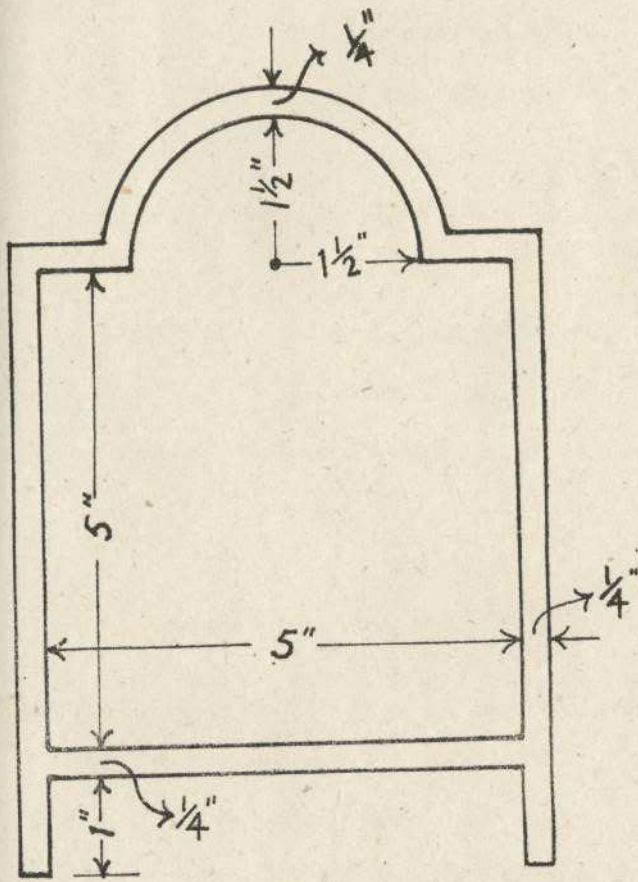
Complete as much of the design as possible in colour.

Q. 5. Make a design in colour for a circular Table-mat, of 7 inches diameter.

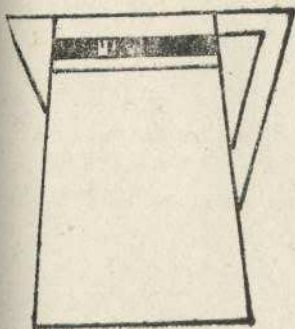

The design should be suitable for some definite craftwork.

Complete as much of the design as possible in colour.

5



Q.1.



Q.2.