



Coimisiún na Scrúduithe Stáit  
State Examinations Commission

Leaving Certificate Examination 2022  
**Mathematics**  
Foundation Level

Friday 10 June Afternoon 2:00 - 4:30

230 marks

**Examination Number**

<input type="text"/>	<input type="text"/>	<input type="text"/>	<input type="text"/>	<input type="text"/>	<input type="text"/>
----------------------	----------------------	----------------------	----------------------	----------------------	----------------------

**Day and Month of Birth**

<input type="text"/>	<input type="text"/>	<input type="text"/>	<input type="text"/>
----------------------	----------------------	----------------------	----------------------

For example, 3rd February  
is entered as 0302

**Centre Stamp**

----------------------

Do not write on this page

## Instructions

There are **two** sections in this examination paper.

Section A                      180 marks                      8 questions

Section B                      50 marks                      3 questions

Answer questions as follows:

- any **six** questions from Section A
- any **one** question from Section B

Write your Examination Number into the box on the front cover.

Write your answers in blue or black pen. You may use pencil in graphs and diagrams only.

This examination booklet will be scanned and your work will be presented to an examiner on screen. Anything that you write outside of the answer areas may not be seen by the examiner.

Write all answers into this booklet. There is space for extra work at the back of the booklet. If you need to use it, label any extra work clearly with the question number and part.

The superintendent will give you a copy of the *Formulae and Tables* booklet. You must return it at the end of the examination. You are not allowed to bring your own copy into the examination.

You will lose marks if your solutions do not include relevant supporting work.

You may lose marks if the appropriate units of measurement are not included, where relevant.

You may lose marks if your answers are not given in simplest form, where relevant.

Write the make and model of your calculator(s) here:






**Question 2**

**(30 marks)**

- (a)** There are 600 students in a school, in total.  
40% of these students are boys.  
15% of the boys are red-haired.


Work out how many red-haired boys are in the school.




(b) In a survey, 200 men and 160 women were asked if they walked to work.

Altogether,  $\frac{2}{5}$  of the people in the survey said they walked to work.

(i) Work out the total number of people in the survey.




(ii) Work out the total number of people in the survey who said they walked to work.



(iii)  $\frac{3}{10}$  of the **men** in the survey said they walked to work.

Work out how many of the **women** in the survey said they walked to work.

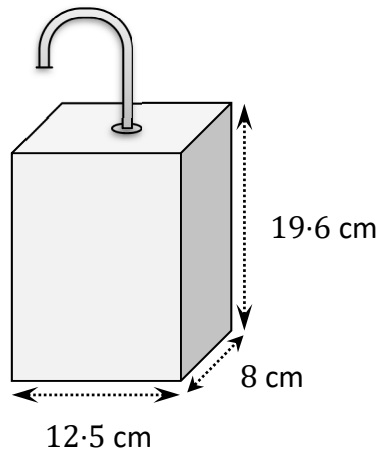


**Question 3**

**(30 marks)**

A shop has a number of hand sanitiser dispensers.

The shape of each dispenser is a cuboid with length 12.5 cm, width 8 cm and height 19.6 cm.



(a) Work out the **volume** of a dispenser, in  $\text{cm}^3$ .

<p><i>(This area is reserved for your calculation of the volume of the dispenser.)</i></p>
--

(b) Each time someone uses a dispenser,  $2.5 \text{ cm}^3$  of hand sanitiser comes out.  
Work out how many times a full dispenser can be used, before it becomes empty.

<p><i>(This area is reserved for your calculation of how many times the dispenser can be used.)</i></p>
---



- (c) On a particular day the shop manager fills the dispenser that is at the entrance to the shop. Each customer uses this dispenser once.

16 customers come into the shop each hour, on average.

The shop is open for 14 hours that day.

How much sanitiser is used from the dispenser during that day? Give your answer in  $\text{cm}^3$ .

- (d) The shop manager buys some hand sanitiser for £35.

The conversion rate is  $\text{£}1 = \text{€}1.17$ .

Work out the cost of this hand sanitiser in euro.

**Question 4**

**(30 marks)**

- (a) Jakub was asked to buy tea bags when he went shopping.  
There were two different sizes of packets in the shop.

<b>Packet A</b>	<b>Packet B</b>
Costs €2.99	Costs €6.99
Contains 80 tea bags	Contains 220 tea bags

Work out which packet offers better value for money, **A** or **B**. Justify your answer.

<p>Answer: _____</p>
----------------------

- (b) Jakub's shopping came to a total of €40.  
Jakub had a voucher that gave him €5 off his shopping bill.

Work out the **percentage** discount that Jakub got by using the voucher.

--

(c) Emily is a teacher.


The number of children in her class is a multiple of 5.

When she divides her class into groups of 3, she has 1 child left over.

When she divides her class into groups of 4, she also has 1 child left over.

There are less than 30 children in the class.

Work out how many children are in the class. Show your working out.

A large grid for working out the solution, consisting of 20 columns and 20 rows of small squares.

**Question 5**

**(30 marks)**

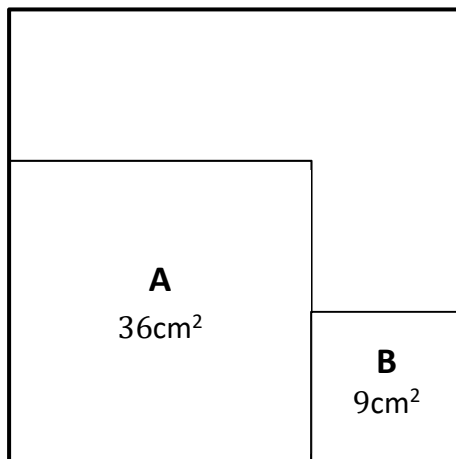
**(a)** When Aisha and Finn got married, they borrowed €15 000.  
The interest rate was 8% per year.

**(i)** They did not make any repayments during the first year.  
Work out the amount of money that they owed at the end of the first year.

**(ii)** After the first year, Aisha and Finn paid back €10 000.  
They did not make any repayments during the second year.

Work out how much they would have to pay at the end of the second year to pay off the rest of the loan.

- (b) The diagram below shows two small squares, **A** and **B**, inside a large square. Square **A** has an area of  $36\text{ cm}^2$  and square **B** has an area of  $9\text{ cm}^2$ , as shown in the diagram.



- (i) Work out the length of the sides of square **A** and square **B**.

<p>Length of the side of square <b>A</b> = _____</p> <p>Length of the side of square <b>B</b> = _____</p>
---

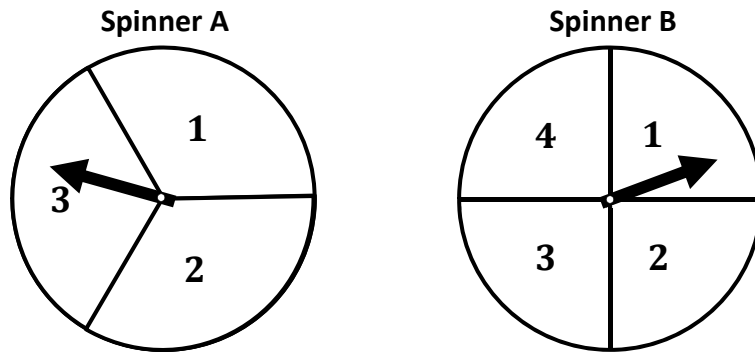
- (ii) Work out the **perimeter** of the large square, in cm.

--

**Question 6**

**(30 marks)**

- (a) Manuela plays a game using the two fair spinners, **A** and **B**, shown below. The first spinner is divided into 3 equal sectors, labelled **1**, **2**, and **3**. The second spinner is divided into 4 equal sectors, labelled **1**, **2**, **3**, and **4**.



- (i) Complete the table below to list all the possible outcomes. Three are already given. For example, (1, 2) means that Manuela got a 1 on spinner **A** and a 2 on spinner **B**.

		Spinner A		
		1	2	3
Spinner B	1	(1, 1)		(3, 1)
	2	(1, 2)		
	3			
	4			

Manuela spins the two spinners. Each outcome in the table above is equally likely.

- (ii) What is the probability that Manuela gets the **same** number on each spinner?

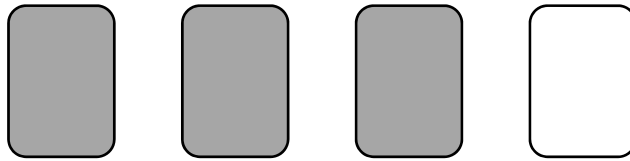
	Answer = <input style="width: 50px; height: 50px;" type="text"/>
--	--

- (iii) What is the probability that the **sum** of the two numbers is at least 5?

	Answer = <input style="width: 50px; height: 50px;" type="text"/>
--	--

- (b) Manuela plays another game with a pile of 48 cards.  
40 of these cards are grey, and 8 are white.

Manuela picks 4 cards at random from the pile, without replacement.  
3 of her cards are grey, and 1 is white:



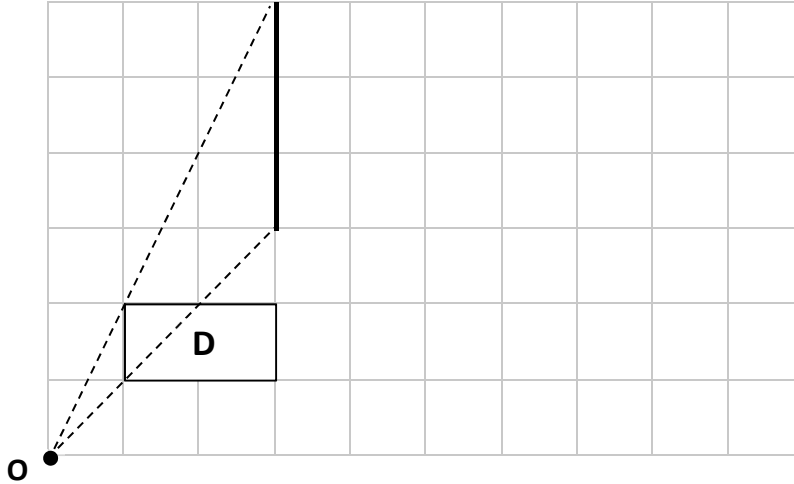
Manuela is going to pick one more card at random from the remaining cards in the pile.  
Find the probability that this last card will be grey.

	Answer = <table border="1" data-bbox="1299 1102 1401 1254"><tr><td></td></tr><tr><td></td></tr></table>		

**Question 7**

**(30 marks)**

- (a) Grainne wants to design a small projector. The diagram below shows part of her design. The side of each small square in the diagram is 1 cm in length. The light source is at the point **O**. The light hits the picture **D** and projects it onto a wall, so that **O** is the centre of an enlargement of **D**.



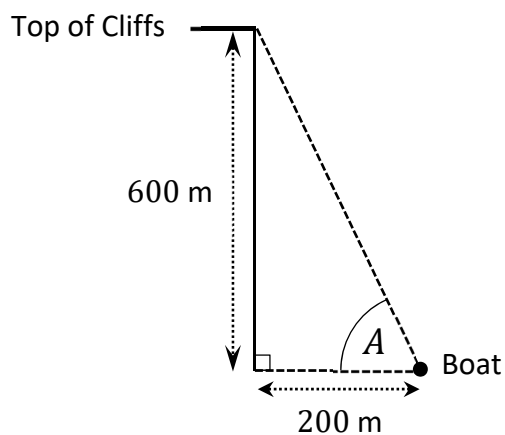
- (i) Find the area of the rectangle **D**, in  $\text{cm}^2$ .


- (ii) On the diagram above, **draw** the image of the rectangle **D**, under an enlargement with centre **O** and a scale factor of 3. One side of the image is drawn for you.


- (iii) Find the ratio of the **area** of the rectangle **D** to the **area** of the enlarged rectangle. Give your answer in the form  $1:n$ , where  $n \in \mathbb{N}$ .




- (b) Brian went on a boat tour to see the Sliabh Liag cliffs in Donegal. The height of the cliffs is 600 metres. The boat stopped 200 metres from the base of the cliffs, as shown in the diagram below.  $A$  was the angle of elevation from the boat to the top of the cliffs, as shown in the diagram.



- (i) Use the diagram to find the value of  $\tan A$ .

	$\tan A = \frac{\boxed{\phantom{0000}}}{\boxed{\phantom{0000}}}$
--	--

- (ii) Use your answer to **part (b)(i)** to find the size of the angle  $A$ . Give your answer correct to the nearest degree.


--

**Question 8**

**(30 marks)**


**(a)** Pudge drives to and from work in his car each day, for 5 days a week.  
The distance from Pudge's home to his work is 54 km.

**(i)** Work out the total distance Pudge travels to and from work each week.



**(ii)** Pudge's car drives 12.5 km for each litre of fuel, on average.  
A litre of fuel costs €1.70.

Work out the total cost of the fuel used for Pudge's journeys to and from work over 5 days.




- (b) Most modern bikes have **back rings** and **front rings**. The number of gears in each bike is the number of back rings **multiplied by** the number of front rings.

For example, a bike with 5 back rings and 2 front rings would have  $5 \times 2 = 10$  gears.

Fill in the missing values in the table below, to show the number of back rings, front rings, and gears for each bike. There are no missing values for the first bike.

Each bike has **more than one** back ring, and **more than one** front ring.

Bike	Number of back rings	Number of front rings	Number of gears
Bikeroo	5	2	10
Bikezooma	6	3	
Bumpy Bike	9		27
Brill Bike			22



**Section B**

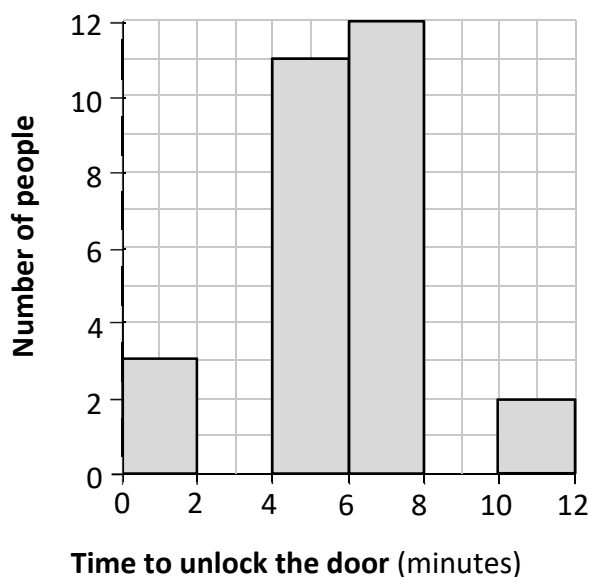
**50 marks**

Answer **one** question from this section.

**Question 9**

**(50 marks)**


- (a) A small group of people are testing a video game. They have to try to unlock a door in the game in less than 12 minutes. The histogram and frequency table below show how long it took people to unlock the door, for those who did it in less than 12 minutes. Some of the bars and some of the values are missing.



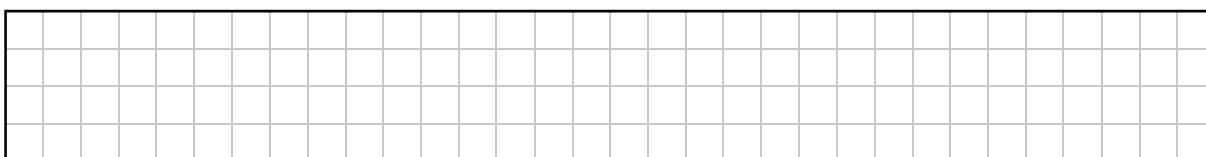
Time to unlock the door (minutes)	0 – 2	2 – 4	4 – 6	6 – 8	8 – 10	10 – 12
Number of people	3	7			4	

(Note: 2 – 4 means 2 minutes or more, but less than 4 minutes, and so on.)

- (i) Use the data in the table to draw in the two missing bars in the histogram.



- (ii) Use the data in the histogram to fill in the three missing values in the table.



- (iii) What is the **greatest** number of people who could have unlocked the door in less than 5 minutes?

- (iv) 11 other people in the group did **not** unlock the door in less than 12 minutes. These people's times are not shown on the histogram.


Work out the percentage of the group that **did unlock** the door in less than 12 minutes.

*This question continues on the next page.*

(b) Evie sells ice cream cones.

- (i) One afternoon, she drives to a beach to sell the ice cream cones.  
The journey takes 20 minutes.  
Her average speed is 75 km/h.

Work out the distance that she travels.




- (ii) Customers can choose from 3 different types of cone and from 4 different flavours of ice cream, as shown in the following table:

Cone	Flavour
• Plain Cone	• Vanilla
• Chocolate Cone	• Strawberry
• Waffle Cone	• Mint Chocolate
	• Banana

Work out how many different choices of ice cream cones are possible.

For example, one possible choice is a Plain Cone with Vanilla flavoured ice cream.




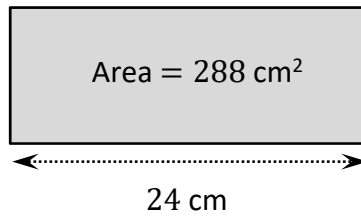


**Question 10**


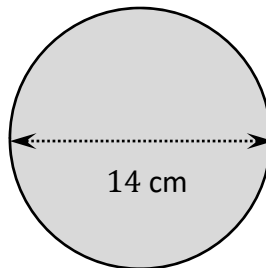
**(50 marks)**

**(a)** Colm is making a sign for his house.  
He is making it from two pieces of material: one in the shape of a rectangle, and the other in the shape of a circular disc.

- (i)** The rectangle has a length of 24 cm, and has an area of  $288 \text{ cm}^2$ .  
Work out the **width** of the rectangle.



- (ii)** The disc has a diameter of 14 cm.  
Show that the length (circumference) of the disc is 44 cm, correct to the nearest cm.




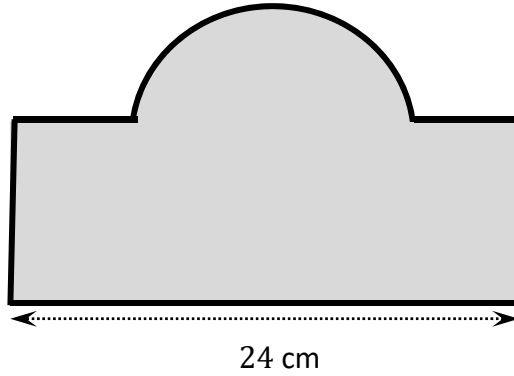


Colm is going to make his sign using half the disc and all of the rectangle.


- (iii) He will put a narrow border all around the outside of the sign, as shown in the diagram below.

Work out the length of the border around the sign.

Give your answer correct to the nearest cm.




- (iv) Work out the area of the sign. Give your answer correct to the nearest  $\text{cm}^2$ .




*This question continues on the next page.*


- (b)** Colm is making a different sign in the shape of a triangle.  
He makes a scale drawing of the triangle.  
In his diagram, the sides of the triangle are 6 cm, 4.5 cm, and 7.5 cm.
- (i)** Construct this triangle in the space below.  
The side of length 6 cm is already given.



**(ii)** Use Pythagoras' Theorem to show that this triangle is a right-angled triangle.



**(iii)** Work out the area of the triangle.







(b) Ellie has €1600 in her savings account at the start of the term (Month 0). She withdraws €160 at the end of each month.

(i) Complete the table to show the amount of money left in Ellie's account at the end of each month, for the first 6 months.


Month	Amount left at the end of the month (€)
0	1600
1	1440
2	1280
3	
4	
5	
6	



(ii) Plot all of the points from the table onto the graph on the previous page. Join the points with a **line**.



(iii) At the end of which month will there be the **same** amount of money in Kabir's account and in Ellie's account?



*This question continues on the next page.*

- (c) The following year, Kabir starts with €2100 in his savings account. He withdraws €300 at the end of each month.

Ellie starts with €1540 in her savings account. Each month, she withdraws a fixed amount of money.

Both accounts run out of money at the same time.

Work out how much money Ellie withdraws each month.

- (d) Ellie and Kabir go for a meal one evening. The total cost of the meal is €45. They get a 15% student discount on this price.


What is the final cost of the meal, after the discount is applied?

- (e) Ellie and Kabir are studying in different rooms in the college. They both start studying at 9 a.m. Ellie takes a break every 40 minutes (so, for example, at 9:40, at 10:20, and so on). Kabir takes a break every 50 minutes.

What time will it be when they both first take a break at the same time?

Page for extra work.

Label any extra work clearly with the question number and part.



Do not write on this page

**Copyright notice**

This examination paper may contain text or images for which the State Examinations Commission is not the copyright owner, and which may have been adapted, for the purpose of assessment, without the authors' prior consent. This examination paper has been prepared in accordance with *Section 53(5) of the Copyright and Related Rights Act, 2000*. Any subsequent use for a purpose other than the intended purpose is not authorised. The Commission does not accept liability for any infringement of third-party rights arising from unauthorised distribution or use of this examination paper.

Leaving Certificate – Foundation Level

**Mathematics**

Friday 10 June

Afternoon 2:00 - 4:30