

**AN ROINN OIDEACHAIS**  
(Department of Education).

**BRAINNSE AN MHEADHON-OIDEACHAIS**  
(Secondary Education Branch).

**LEAVING CERTIFICATE EXAMINATION, 1938.**

**PASS.**

**MECHANICAL DRAWING AND DESIGN.**  
**BOYS AND GIRLS.**

**WEDNESDAY, 22nd JUNE.—AFTERNOON, 4 TO 6 P.M.**

**BOYS ONLY.**

**NOTE.**—The use of mathematical instruments, protractors, scales, T and set squares, and drawing-boards is allowed.  
All construction lines must be clearly shown.  
The number of the question must be distinctly marked by the side of each answer. Both sides of the paper may be used.  
Questions marked (\*) have accompanying diagrams.  
The number of marks assigned to each question is stated in brackets after the question.

Q. 1. Within a rectangle  $5\frac{1}{2}$  inches by 2 inches, draw with pencil, pen or brush the word **SLÉACAS** in Gaelic letters one inch high. The whole word is to be spaced out and at least one letter completed.

Or,

Within a rectangle  $5\frac{1}{2}$  inches by 2 inches, draw with pencil, pen or brush the word **GALLERY** in Roman letters one inch high. The whole word is to be spaced out and at least one letter completed.

[8]

\*Q. 2. The diagram represents a Turnscrow handle. Draw full-size to the dimensions indicated.

[9]

\*Q. 3. The plan and elevation of the letter **τ** are given. Draw a new elevation of the letter when its plane is vertical and inclined at  $45^\circ$  to the vertical plane of projection.

[14]

\*Q. 4. The diagram shows an inlaid-wood pattern. Copy the pattern to the dimensions indicated.

[10]

\*Q. 5. The diagram shows the elevation of a stool. Draw the stool to the scale of  $1\frac{1}{2}$  inches to 1 foot.

[12]

Q. 6. Make a design for the end of a Book-rack in the form of a quadrant (quarter circle) of 5 inches radius. Your design may be composed of Celtic, Floral or Geometric ornament, and suitable for Woodcarving, Repousse metal, Leathercraft, Stained wood or Inlay.

[22]

## GIRLS ONLY.

**NOTE.**—The use of mathematical instruments, protractors, scales, T- and set squares, and drawing-boards is allowed.

All construction lines must be clearly shown.

The number of the question must be distinctly marked by the side of each answer. Both sides of the paper may be used.

Questions marked (\*) have accompanying diagrams.

The number of marks assigned to each question is stated in brackets after the question.

Q. 1. Within a rectangle  $5\frac{1}{2}$  inches by 2 inches, draw with pencil, pen or brush the word **SLÉACAS** in Gaelic letters one inch high. The whole word is to be spaced out and at least one letter completed

*Or,*

Within a rectangle  $5\frac{1}{2}$  inches by 2 inches, draw with pencil, pen or brush the word **GALLERY** in Roman letters one inch high. The whole word is to be spaced out and at least one letter completed. [8]

\*Q. 2. Make a drawing of one repeat of the given border, using the figured dimensions. [10]

\*Q. 3. Copy the pattern shown in the diagram to the dimensions given. [9]

\*Q. 4. Draw the given diagram of a perambulator, according to the figured dimensions. Show clearly how all points of contact are obtained.

Draw to a scale of 1 inch to 1 foot.

An ordinary divided rule may be used as a scale. [12]

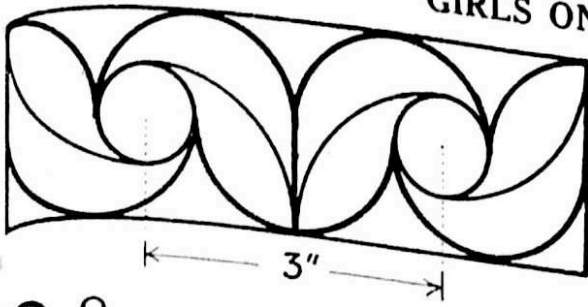
\*Q. 5. The diagram shows the plan and elevation of a circular box. Draw the elevation full-size to the dimensions indicated. Show how you would project the given shield and scroll on to the face A. [14]

Q. 6. Make a design for a semi-circular Tea-cosy, of 12 inches diameter.


Scale  $\frac{1}{2}$  full-size.

The design should be suitable for Embroidery, Leathercraft, or Stencilling, and may include a Monogram. [22]

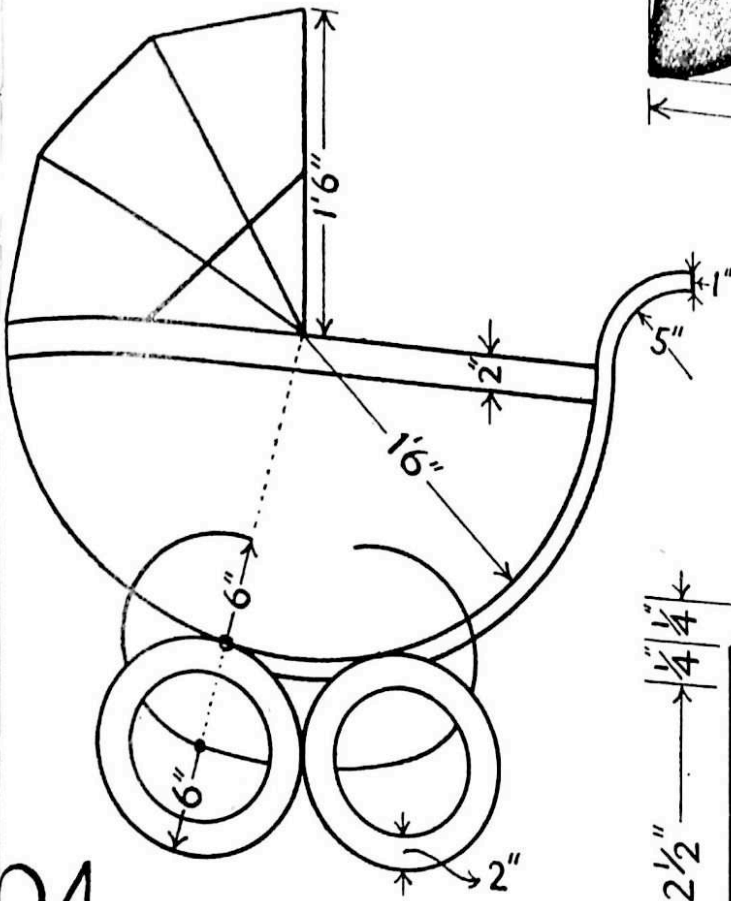
GIRLS ONLY.



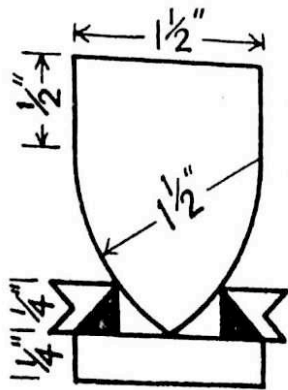
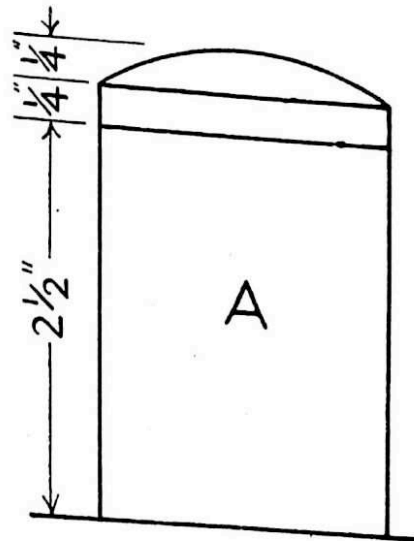
Q.2.



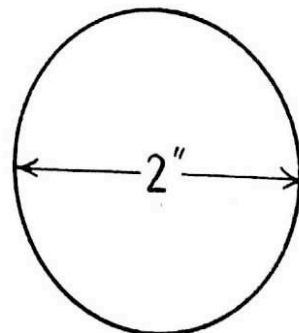
Q.3.



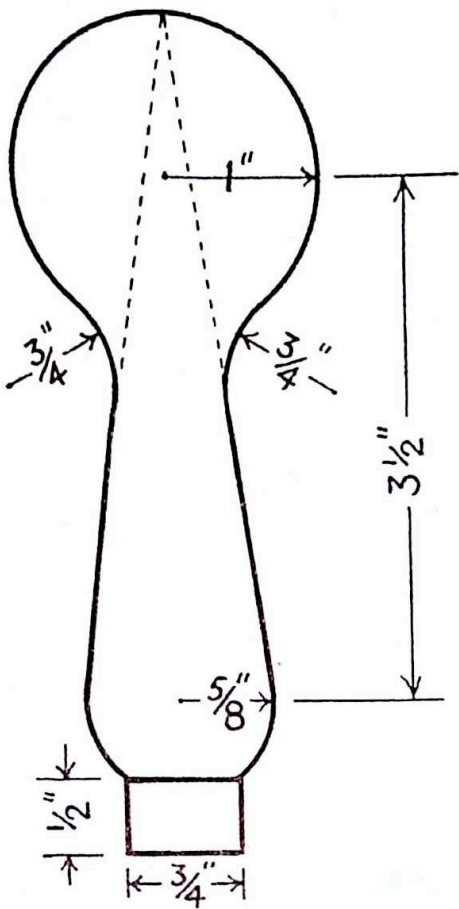
Q.4.



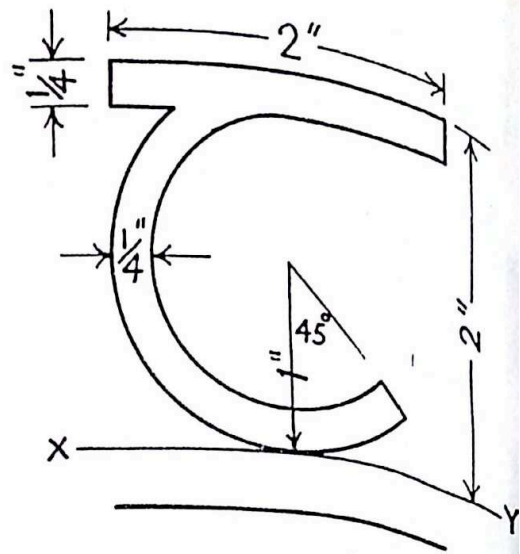
Q.5.



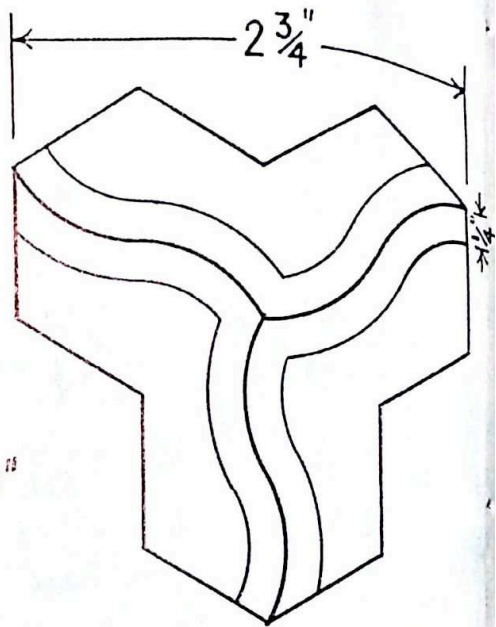
BOYS ONLY.



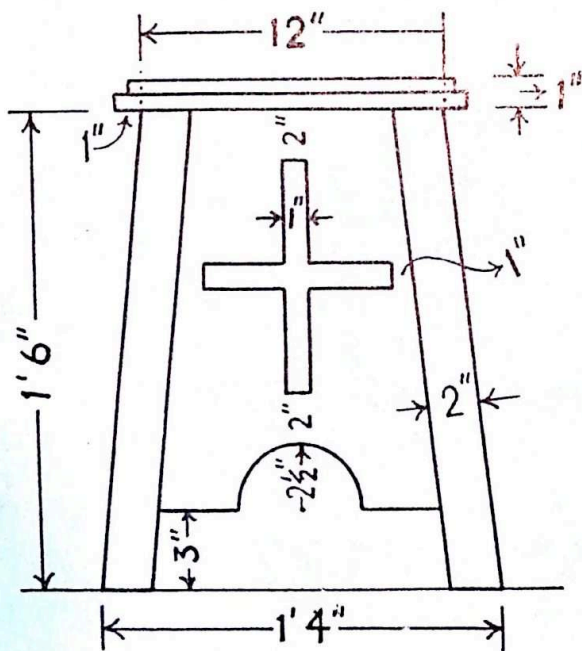
Q.2.



Q.3.



Q.4.



Q.5.