

**AN ROINN OIDEACHAIS**  
(Department of Education).

---

LEAVING CERTIFICATE EXAMINATION, 1947.

---

**MECHANICAL DRAWING AND DESIGN.**

Course B—Honours.

**BOYS AND GIRLS.**

THURSDAY, 19th JUNE.—MORNING, 10 TO 12 NOON.

---

BOYS ONLY.

**NOTE**—The use of mathematical instruments, protractors, scales, T. and set squares, and drawing-boards is allowed.

The number of the question must be distinctly marked by the side of each answer. Both sides of the paper may be used.

Questions marked (\*) have accompanying diagrams.

Only THREE questions to be attempted, of which not more than two are to be taken from SECTION A, or SECTION B.

All questions carry equal marks.

100 Marks allotted to this Paper.

SECTION A.

(The questions in this Section must be solved accurately with the aid of drawing instruments. All lines used in constructions should be clearly shown.)

\*Q. 1. An ornamental border is shown on the diagram. Draw two repeats of the border according to the figured dimensions.

\*Q. 2. Copy the Celtic ornament shown on the diagram, full-size, according to the dimensions indicated.

\*Q. 3. The diagram of a door with a leaded light is given. Draw, to a scale of  $\frac{1}{2}$  inch to 1 foot, a new elevation of the door when it is open at an angle of  $30^\circ$  as shown on plan.

\*Q. 4. Draw the given Inlay pattern according to the dimensions shown on the diagram.

## SECTION B.

\*Q. 5. Draw a design suitable for the cover of a case for Handkerchiefs. The design is to occupy a square of 5 inches side, and must be based on the plant (Honeysuckle) illustrated on the diagram.

(Colour MAY be used in answering this question.)

Q. 6. Draw a design for a hexagonal Tea-pot Stand to occupy a regular hexagon of 3 inches side. The design may be composed of Celtic, Floral or Geometric ornament, and suitable for some definite craftwork.

Q. 7. Draw a design for a Poster or Showcard to advertise "COLOURED INKS." The design is to be rectangular in shape, 5 inches by 7 inches (vertical). Simple "one-stroke" lettering may be used to indicate the title or announcement.

(Colour MAY be used in answering this question.)

Q. 8. Make a design for a border suitable for the title-page of a book, based on Celtic or Floral ornament.. The size of the page is to be 6 inches by 5 inches, and the border is to be in proportion to that size. Within the blank space you may insert a title.

---

 GIRLS ONLY.

NOTE—The use of mathematical instruments, protractors, scales, T. and set squares, and drawing-boards is allowed.

The number of the question must be distinctly marked by the side of each answer. Both sides of the paper may be used.

Questions marked (\*) have accompanying diagrams.

Only THREE questions to be attempted, of which not more than two are to be taken from SECTION A, or SECTION B.

All questions carry equal marks.

100 marks allotted to this Paper.

## SECTION A.

(The questions in this Section must be solved accurately with the aid of drawing instruments. All lines used in constructions should be clearly shown.)

\*Q. 1. An ornamental border for embroidery is shown on the diagram. Draw two repeats of the border according to the figured dimensions.

\*Q. 2. Copy the ornament shown on the diagram, full-size, according to the dimensions indicated.

\*Q. 3. Draw the given Inlay pattern according to the dimensions shown on the diagram.

\*Q. 4. The diagram represents an ornamental pendant. Draw the diagram, full-size, to the dimensions given.

## SECTION B.

\*5. Draw a design suitable for the cover of a case for Handkerchiefs. The design is to occupy a square of 5 inches side, and must be based on the plant (Honeysuckle) illustrated on the diagram.  
(Colour MAY be used in answering this question.)

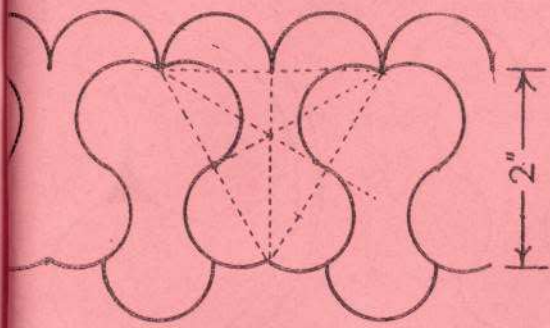
6. Draw a design for a hexagonal Tea-pot Stand, to occupy a regular hexagon of 3 inches side. The design may be composed of Celtic, Floral, or Geometric ornament, and suitable for some definite craftwork.

7. Draw a design for a Poster or Showcard to advertise "COLOURED INKS." The design is to be rectangular in shape, 5 inches by 7 inches (vertical). Simple "one-stroke" lettering may be used to indicate the title or announcement.  
(Colour MAY be used in answering this question.)

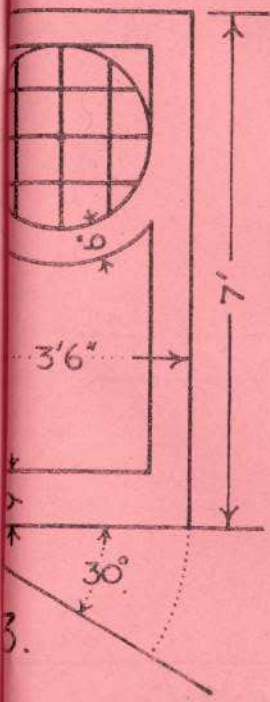
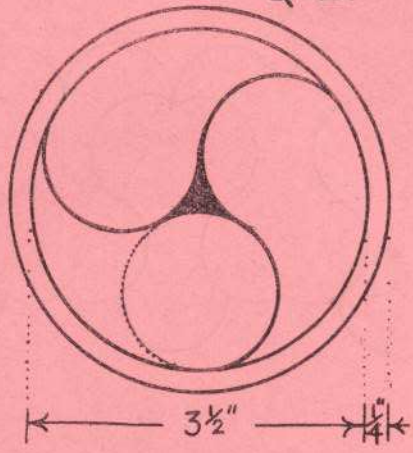
8. Make a design for a border suitable for the Title-page of a book, based on Celtic or Floral ornament. The size of the page is to be 6 inches by 5 inches, and the border is to be in proportion to that size. Within the blank space you may insert a title.

# ARSŪIN ΔMĀIN - BOYS ONLY



Q.1.



Q.2.




Q.4.



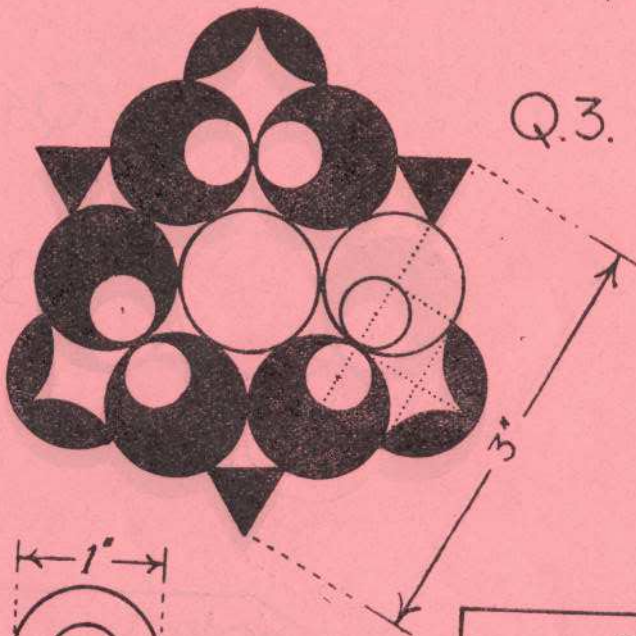

Q.5.

ΞΕΔΡΡCΔILĪ ΔMΔIN-GIRLS ONLY

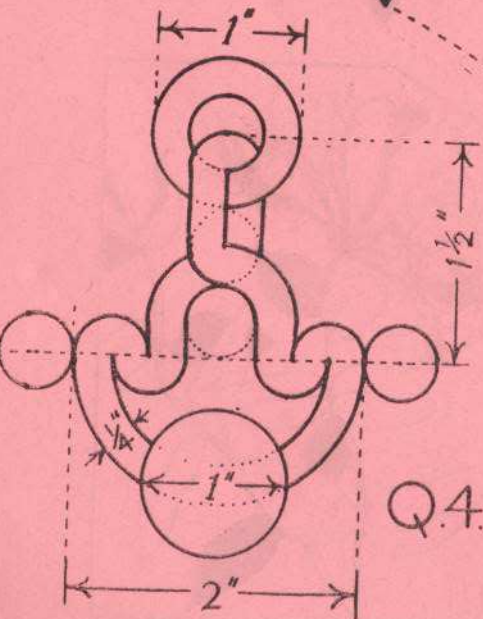
Q.1.



Q.2.



Q.3.



Q.4.



Q.5.