

AN ROINN OIDEACHAIS
(Department of Education).

INTERMEDIATE CERTIFICATE EXAMINATION, 1953.

ART AND DRAWING.

MECHANICAL DRAWING AND DESIGN.

THURSDAY, 18th JUNE.—MORNING, 10 TO 12.

INSTRUCTIONS.

- (a) Candidates may take Section I or Section II, but not both.
- (b) The use of drawing instruments is allowed.
- (c) The number of the question must be distinctly marked by the side of answer.
- (d) Colour MUST be used in Section I.
- (e) Questions marked (*) have accompanying diagrams.

SECTION I.—[100 marks.]

ONE QUESTION ONLY TO BE ATTEMPTED.

*1. Draw a design for the decoration of a Clock-case of the shape and to the dimensions shown on the diagram. The lay-out of the whole design should be indicated and at least *half* completed in colour.

*2. Draw a design for a Poster or Showcard, 8 inches by 10 inches (vertical), using as the principal motif of the design two or more of the objects illustrated on the diagram.

Additional features may be added if considered appropriate. Simple "one-stroke" lettering may be used to indicate the title or announcement. Complete as much of the design as possible in colour.

3. Draw a design for the side and back of a Book-jacket, suitable for a book on *one* of the following subjects:—

- (a) "Stamps," or
- (b) "Sport," or
- (c) "Cookery."

The size of the book is 9 inches by 6 inches and $1\frac{1}{4}$ inches thick. Complete in colour as much as possible of the design.

SECTION II.—[100 marks.]

THREE QUESTIONS ONLY TO BE ATTEMPTED.

[All questions carry equal marks.]

1. Draw with pencil, pen or brush, in Gaelic letters, one inch high, the word “*ḡuimh*.”

Or

in Roman letters one inch high, the word “LOBSTER.”

*2. Copy the pattern shown on the diagram to the dimensions indicated.


*3. A perspective drawing is shown of a circular candlestick. Draw full-size to the dimensions indicated, a plan and elevation.

*4. Draw a design to fill the shape shown in the diagram. Any style of ornament may be used, and the design may be completed in two or three colours, or in black and white.

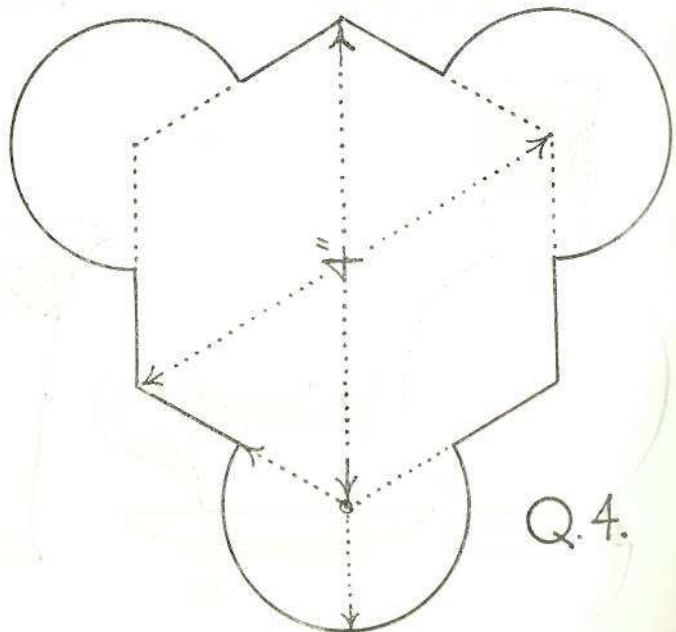
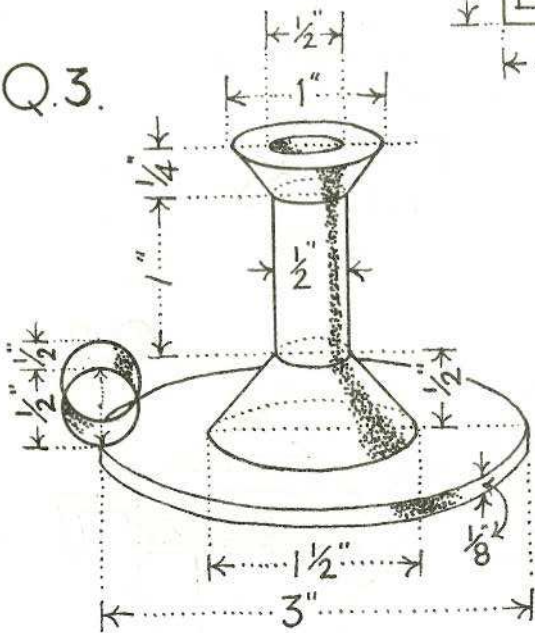
5. Make a design for a repeating Border 3 inches wide. The design must be Celtic or Floral in treatment. Complete one repeat and show the main lines of the adjacent repeats.

(Colour MAY be used in answering this question.)

Q.2.



Q.3.



Q.4.