

AN ROINN OIDEACHAIS
(Department of Education).

INTERMEDIATE CERTIFICATE EXAMINATION, 1948.

MECHANICAL DRAWING AND DESIGN.
(COURSE A.)

THURSDAY, 24th JUNE.—MORNING, 10 TO 12.

INSTRUCTIONS.

- (a) The use of drawing instruments is allowed.
 - (b) The number of the question must be distinctly marked by the side of answer.
 - (c) Colour MUST be used.
 - (d) Questions marked (*) have accompanying diagrams.
-

ONE QUESTION ONLY TO BE ATTEMPTED.—[100 marks].

* Q. 1. Draw a design for the decoration of a panel of shape and to the dimensions shown on the diagram.

The design should be suitable for some definite craft.

The lay-out of the whole design should be indicated and at least *half* completed in colour.

* Q. 2. Draw a design for a Poster or Showcard, 8 inches by 10 inches (vertical), and using as the principal motif of the design two or more of the objects illustrated on the diagram. Additional features may be added if considered appropriate. Simple "one-stroke" lettering may be used to indicate the title or announcement. Complete as much of the design as possible in colour.

Q. 3. Draw a design for a circular China Plate, 10 inches in diameter; using as the principal motif of the design a "Bird," a "Fish," a "Butterfly," or any other feature of equal interest. Complete as much of the design as possible in colour.

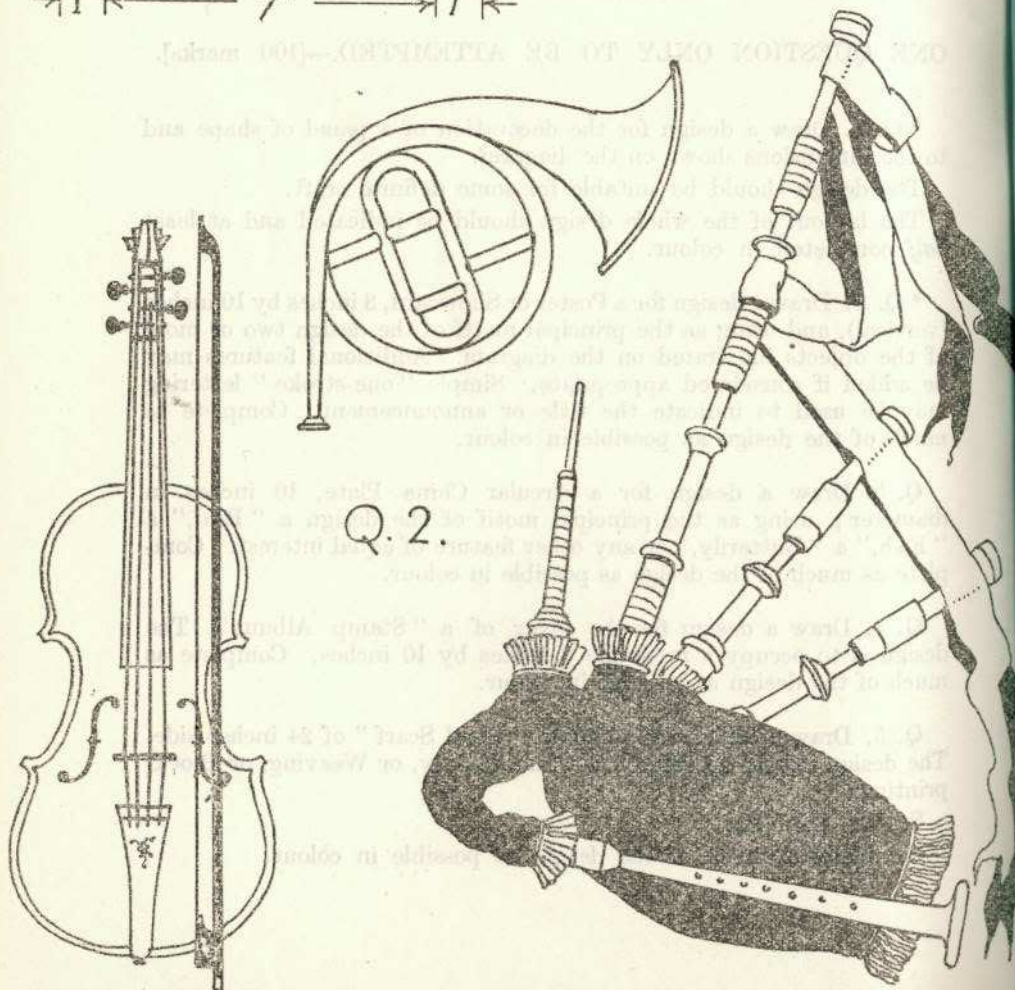
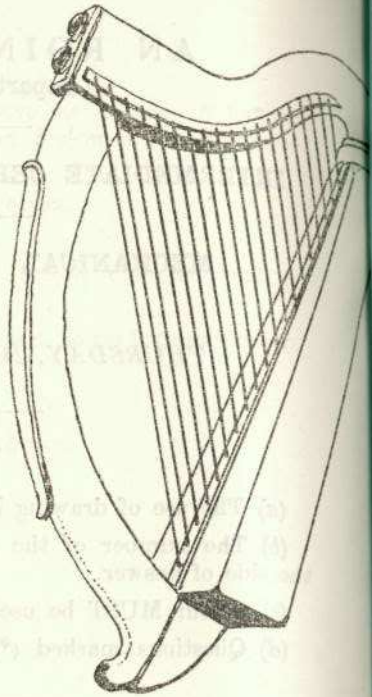
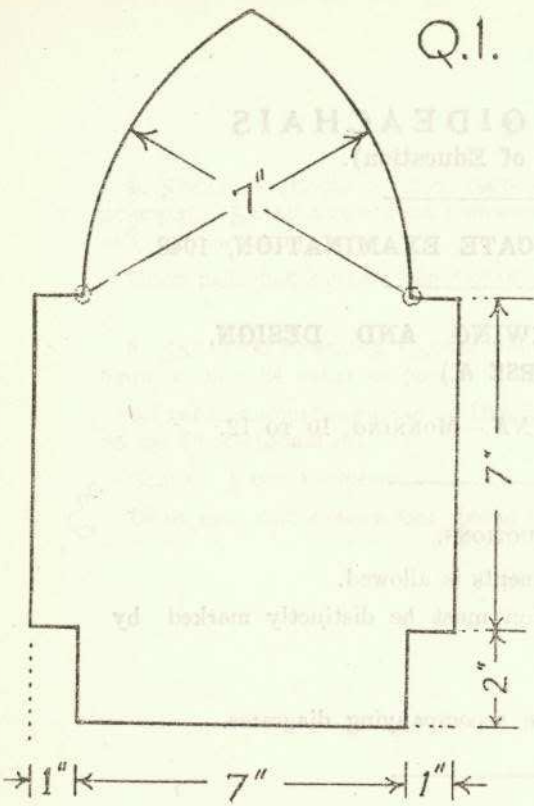
Q. 4. Draw a design for the cover of a "Stamp Album." The design is to occupy a rectangle 8 inches by 10 inches. Complete as much of the design as possible in colour.

Q. 5. Draw a design for a square "Head Scarf" of 24 inches side. The design should be suitable for Embroidery, or Weaving, or Block-printing.

Scale: $\frac{1}{2}$ full-size.

Complete as much of the design as possible in colour.

Q.1.



Q.2.